



Economic Development  
**ALLIANCE**  
for Jefferson County, Arkansas

*Your Business Advantage*

# JEFFERSON COUNTY, ARKANSAS

Located in the south-central United States, the bustling community of Jefferson County, Arkansas offers businesses multimodal connectivity paired with small town costs and southern charm. An ideal location for expanding or relocating companies, Jefferson County prides itself on providing a business climate ideal for growth and expansion.

With statewide and local incentives and programs, as well as low operating costs, and great logistics infrastructure, Jefferson County is perfect for your site selection needs.

Jefferson County,  
Arkansas



## TWO INDUSTRIAL PARKS & US ARMY PINE BLUFF ARSENAL



### Utilities

**Electric:** Entergy Arkansas

**Gas:** CenterPoint Energy

**Wastewater:** Pine Bluff  
Wastewater Utility

**Water:** Liberty Utilities

**Solid Waste:** Waste  
Management

**Telecommunications/  
Fiber:** AT&T, HughesNet,  
Pine Bluff Cable TV, Ritter  
Communications, and  
Verizon

### Incentives

- Local fund to support industry relocation & expansion projects
- Can help facilitate with city permitting authorities and AEDC regarding State of Arkansas incentives

### Higher Education



**Southeast Arkansas  
College (SEARK)**



**UNIVERSITY  
of ARKANSAS  
AT PINE BLUFF**  
1873

**University of Arkansas at  
Pine Bluff (UAPB)**

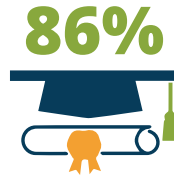
### Employment Services

- ACT Work Ready Communities Initiative
- Arkansas Workforce Center at Pine Bluff
- ATeam Staffing
- Express Employment Professionals
- Jefferson Area Technical Career Center

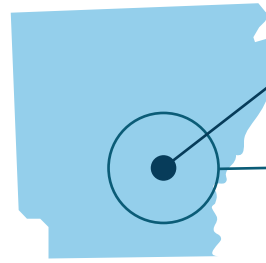
## Workforce



Estimated Population  
**66,824**



**86%**  
86% of people in Jefferson County have a high-school diploma or higher and 18% have a bachelor's degree or higher.



Local  
**27,809**

Within Commutable Distance\*  
**218,780**

Source: U.S. Bureau of Census

\*commutable distance is defined here as 42 miles



# #3 Best State for overall cost of doing business

— CNBC, 2019 Annual Top States for Business Report

## Multi-Modal Transportation

### Port of Pine Bluff

- Natural Slackwater Harbor along the Arkansas River
- Foreign Trade Zone Designation
- Directly connected to Harbor Industrial District
- Offers transloading, barge loading and unloading, in-transit warehousing, and bulk storage

### Union Pacific Railroad

- Electronic switching yard in Pine Bluff
- Mainline directly intersects Jefferson Industrial Park
- Network includes 32,000 mi. of rail across the western United States
- On the northwest route between Memphis, Tennessee and Shreveport, Louisiana

### Air

#### Pine Bluff Regional Airport/Grider Field

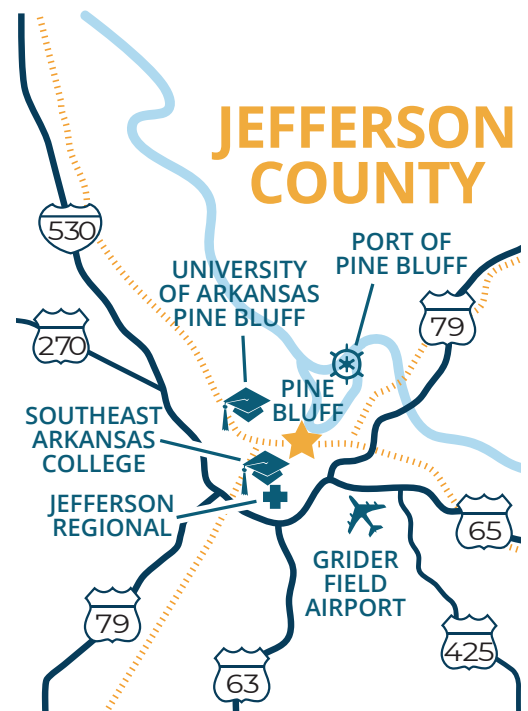
- Local general aviation airport is jet capable with a 6,000 ft. lighted, asphalt runway with ILS and available charter services

#### Bill & Hillary Clinton National Airport/Adams Field

- Commercial airport that operates 7 airlines and 3 cargo carriers
- Located 42 miles away in Little Rock, AR

### Road Network

- I-530
- US 63, 65, 79, 270, 425 and AR 54, 88, 104, 190, 365
- 42 miles south of Little Rock, Arkansas and 137 miles from Memphis, Tennessee



## Available Sites

### Jefferson Industrial Park

- 937-acre park
- Union Pacific mainline and rail spurs
- 10 miles from Port of Pine Bluff
- 11 miles from Pine Bluff Regional Airport (Grider Field)
- 38 miles from Bill and Hillary Clinton National Airport
- 3 minutes from I-530

### Harbor Industrial District

- 372-acre park
- Immediate access to an Arkansas River slackwater harbor
- Foreign Trade Zone designation
- Union Pacific rail spurs
- 7 miles from Pine Bluff Regional Airport (Grider Field)
- 47 miles from Bill and Hillary Clinton National Airport
- Easy access to I-530

## Major Employers



**"The pro-business attitude of the community and the forward thinking of our municipal leaders and economic developers have made this area ideal for businesses who depend on rail and waterways for shipments and deliveries"**

*— Tim DeJarnette, President of The Strong Company, Inc.*



**10%**  
Sales Tax



**1000+**  
Acres of Industrial Parks



**4**  
Transportation Networks



**1**  
Foreign Trade Zone

## What can Jefferson County Alliance do for you?

- Facilitate contact with City and County authorities
- Facilitate contact with AEDC regarding State of Arkansas incentives
- Locate real estate opportunities
- Connect with local educational institutions and workforce pipelines
- Help with B2B contacts in the region
- Assist stakeholders with community integration
- Introduce industry leaders to the established network of the Alliance's Jefferson County Manufacturing Council